

U-MULTIRANK 2022

Dutch Universities in Global Comparison



U-MULTIRANK 2022

U-Multirank is a unique, multi-dimensional and international ranking of higher education institutions. It compares university performance across teaching and learning, research, knowledge transfer, international orientation and regional engagement. It is the largest and most inclusive ranking showcasing the diversity in higher education around the world. It is not a league table and does not use composite indicators, nor reputation weights. Therefore, there is no one best university in U-Multirank. The performance of a university is presented with individual scores – graded from 'A' (very good) to 'E' (weak) across the different areas.

U-Multirank's 2022 edition presents data on 52 Dutch higher education institutions. For the full list of all universities from The Netherlands included in U-Multirank, please visit our [website](#).

CONTENTS

3	AT A GLANCE: HOW DO DUTCH UNIVERSITIES FARE IN U-MULTIRANK?
4	WHICH ARE THE TOP PERFORMING UNIVERSITIES IN THE NETHERLANDS?
5	WHAT ARE THE PERFORMANCE PROFILES OF THE NETHERLANDS TOP SCORING UNIVERSITIES?
6	HOW DO DUTCH UNIVERSITIES PERFORM GLOBALLY?
7	APPENDIX: HOW CAN DETAILED RESULTS BE PRESENTED?
8	WHAT IS U-MULTIRANK?

AT A GLANCE: HOW DO DUTCH UNIVERSITIES FARE IN U-MULTIRANK?

- In its 2022 edition, U-Multirank presents data on 52 Dutch higher education institutions: universities, universities of applied sciences, and specialised institutions (e.g. in Arts).
- In a globally comparative perspective, Dutch higher education institutions show a strong performance in the dimensions of International Orientation (with 79% of all indicator scores ranked above average, i.e., into groups 'A' or 'B'), and Teaching and Learning (57%).
- In total, twelve Dutch universities reached more than ten top group positions ('A' scores). Among them are Eindhoven University of Technology (18), Vrije Universiteit Amsterdam (17), University of Groningen (16), Delft University of Technology (16), and University of Twente (16) with the highest number of 'A' scores.
- Most of these universities received their top positions in the dimensions Research, Knowledge Transfer, and, to a smaller degree, International Orientation.



WHICH ARE THE TOP PERFORMING UNIVERSITIES IN THE NETHERLANDS?

Eindhoven University of Technology received the highest number of 'A' (very good) scores on the institutional level for The Netherlands in 2022

In this section we highlight the universities receiving the highest number of 'A' (very good) scores on the institutional level for the respective country.

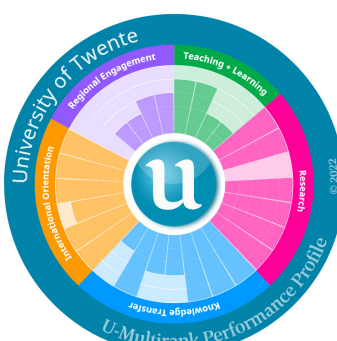
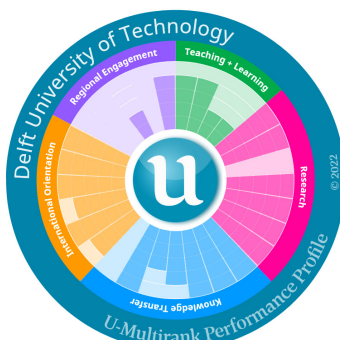
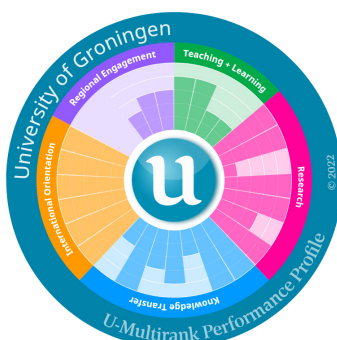

Although the number of 'A' scores shows top performance for the respective university, it does not imply one university is the 'best' in the country, as each university profile highlights different strengths.

Dutch universities with the highest number of overall top scores in 2022	Total 'A' scores
Eindhoven University of Technology	18
Vrije Universiteit Amsterdam	17
University of Groningen	16
Delft University of Technology	16
University of Twente	16

The list includes different profiles of institutions: comprehensive universities, as well as business schools and technical universities.

WHAT ARE THE PERFORMANCE PROFILES OF THE NETHERLANDS TOP SCORING UNIVERSITIES?

Using our unique sunburst chart, a clear picture is shown of the university's overall performance (the longer the bar, the higher the score).



U-MULTIRANK PRESENTS SUNBURSTS

A large sunburst chart for the University of Twente, showing performance across 29 indicators. The chart is divided into five main categories: Teaching + Learning (green), Research (pink), Knowledge Transfer (blue), International Orientation (orange), and Regional Engagement (purple). Each category is further divided into sub-categories, with bars of varying lengths representing performance scores. The chart is labeled 'U-Multirank Performance Profile' and '© 2014 U-Multirank'.

PERFORMANCE INDICATORS

TEACHING & LEARNING	1 Bachelor graduation rate
	2 Masters graduation rate
	3 Graduating on time (Bachelors)
	4 Graduating on time (Masters)
RESEARCH	5 External research income
	6 Research publications (size-normalized)
	7 Art related output
	8 Citation rate
	9 Topcited publications
	10 Interdisciplinary publications
	11 Post-doc positions
KNOWLEDGE TRANSFER	12 Income from private sources
	13 Co-publications with industrial partners
	14 Patents awarded (size-normalized)
	15 Industry co-patents
	16 Spin-offs
	17 Publications cited in patents
	18 Income from continuous professional development
	19 Foreign language bachelor programmes
INTERNATIONAL ORIENTATION	20 Foreign language master programmes
	21 Student mobility
	22 International academic staff
	23 International doctorate degrees
	24 International joint publications
REGIONAL ENGAGEMENT	25 Bachelor graduates working in the region
	26 Student internships in the region
	27 Regional joint publications
	28 Income from regional sources
	29 Master graduates working in the region

www.umultirank.org

*For a list of definitions and calculations of indicators, see our [Indicator Book](#).

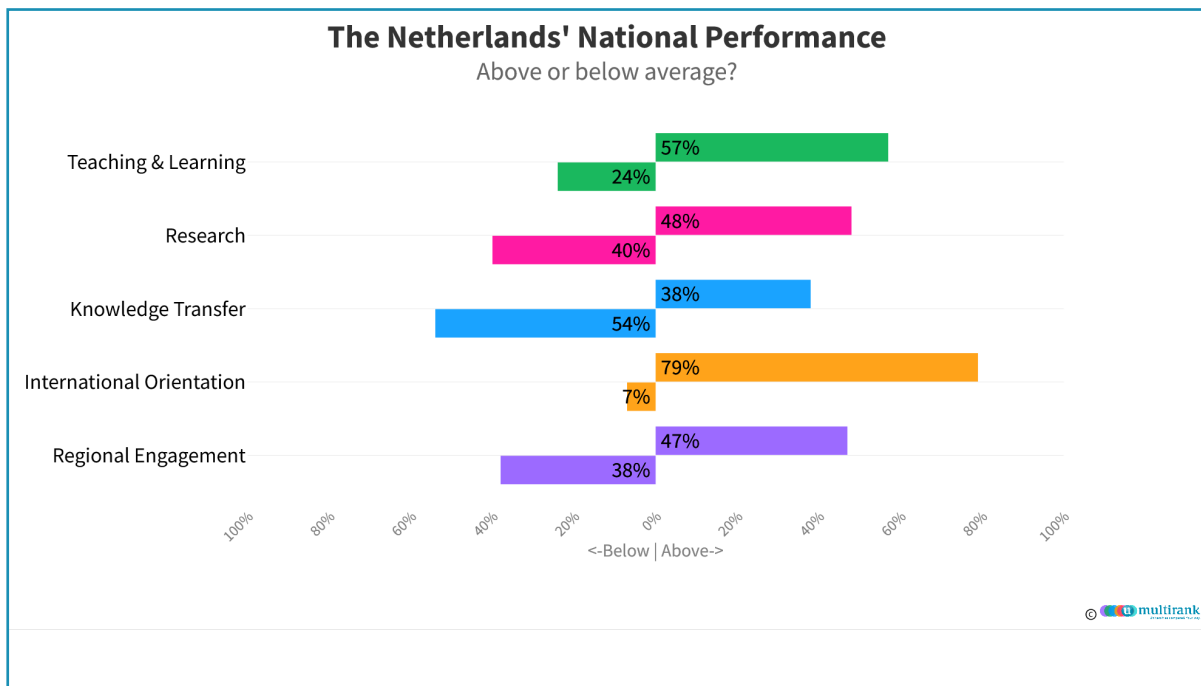
HOW DO DUTCH UNIVERSITIES PERFORM GLOBALLY?

Dutch higher education institutions perform strongest in U-Multirank's International Orientation dimension.

Above or below average?

In this section we highlight the overall performance of Dutch universities on the institutional level per U-Multirank dimension.

The below table shows the national breakdown of Dutch universities and how they stand across the spectrum of above average (receiving a score of 'A' (very good) or 'B' (good)), or below average (receiving a score of 'D' (below average) or 'E' (weak)). In doing so, U-Multirank offers a clear picture on the countries strengths, and areas for improvement.



APPENDIX

DETAILED RESULTS

If you want to analyse further the performance of the universities in your country you can click the following links.

The below links lead directly to the national results pages where we pre-filtered the universities in your country into one list (for the university as a whole and for the subject areas included in U-Multirank so far). You can use the table to produce national rankings (see image below), or for personalised interactive analyses with the data.

If you're interested in tailor-made tables (institutional level, subject level, or with a specific focus in mind, such as internationalisation), please contact us, at info@umultirank.org. These links are also accessible via your country's 'Study in' page.

Personalise this ranking		Bachelor graduation rate		Graduating on time (masters)		Citation rate		Research publications (size-normalised)		Co-publications with industrial partners		Patents awarded (size-normalised)		Student mobility		International joint publications		Bachelor graduates working in the region		Regional joint publications	
Show symbols																					
Show the whole table																					
A-Z	Top scores																				
Aeres Hogeschool	NL	B	-	x	D	x	E	-	x	x	x	x	x	x	x	x	x	x	x	x	x
Amsterdam University of the Arts	NL	A	-	x	D	x	E	-	x	x	x	x	x	x	x	x	x	x	x	x	x
Hogeschool van Amsterdam	NL	-	-	B	D	D	E	-	D	x	x	x	x	x	x	x	x	x	x	x	x
University of Amsterdam	NL	D	-	A	A	A	D	-	A	x	x	x	x	x	x	x	x	x	x	x	x
Vrije Universiteit Amsterdam	NL	A	-	A	A	A	D	-	A	-	-	-	-	-	-	-	-	-	-	-	-
Theologische Universiteit Apeldoorn	NL	C	-	x	D	x	E	-	x	x	x	x	x	x	x	x	x	x	x	x	x
ArtEZ Institute of the Arts	NL	B	-	x	D	x	E	-	x	x	x	x	x	x	x	x	x	x	x	x	x
Avans Hogeschool	NL	B	-	B	D	A	E	-	C	x	x	x	x	x	x	x	x	x	x	x	x
Breda University of Applied Sciences	NL	B	-	A	D	D	E	-	A	x	x	x	x	x	x	x	x	x	x	x	x
Christian University of Applied Science	NL	B	-	x	D	x	E	-	x	x	x	x	x	x	x	x	x	x	x	x	x
Codarts University of the Arts	NL	A	-	x	D	x	E	-	x	x	x	x	x	x	x	x	x	x	x	x	x
Hogeschool De Kempe	NL	A	-	x	D	x	E	-	x	x	x	x	x	x	x	x	x	x	x	x	x

U-Multirank's National University Rankings 2022-2023 – The Netherlands

[Institutional Rankings](#)

Press materials:

[Advanced press release](#)

[FAQ](#)



WHAT IS U-MULTIRANK?

U-Multirank is a multidimensional, user-driven approach to international ranking of higher education institutions. It compares the performances of higher education institutions – in short: universities – in the five dimensions of university activity:

(1) teaching and learning, (2) research, (3) knowledge transfer, (4) international orientation and (5) regional engagement.

The U-Multirank web tool enables comparisons at the level of the university as a whole and at the level of specific study programmes. Based on empirical data, U-Multirank compares institutions with similar institutional profiles ('like-with-like') and allows users to develop their own personalised rankings by selecting indicators in terms of their own preferences.

Based on the results of a feasibility study covering 150 universities which was carried out in 2010/11, the European Commission decided to fund the implementation of U-Multirank. This roll out is carried out by a consortium led by Professor Frans van Vught of the Center for Higher Education Policy Studies (CHEPS), University of Twente in the Netherlands and Professor Frank Ziegele of the Centre for Higher Education (CHE) in Germany as well as the Centre for Science and Technology Studies (CWTS) from Leiden University, and Fundacion CYD. U-Multirank is funded by the European Commission, the Bertelsmann Foundation and Banco Santander. The consortium also works closely with a range of national ranking partners and stakeholder organisations.

The work of the U-Multirank consortium is overseen by an Advisory Board.



Funded by:

| BertelsmannStiftung



CONTACT US

info@umultirank.org
P.O. Box 105
33311, Guetersloh, Germany
Tel.: +49 (0) 5241 9761 58
Fax: +49 (0) 5241 9761 40



WWW.UMULTIRANK.ORG